

# EIT2.0™ LLC

## UViCURE® PLUS II PROFILER

## UV POWER PUCK® II PROFILER

### One Instrument: Two Options

The UviCure Plus II Profiler and Power Puck II Profiler radiometers support:

- Easy-to-use single button operation for production or lab environments with all values on the display
- Profiling function for laboratory, R&D, field service and troubleshooting calls

### ONE INSTRUMENT

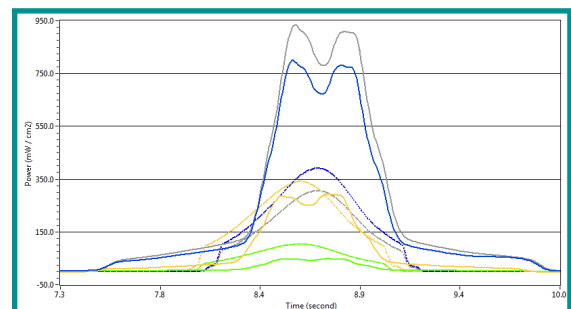


### TWO OPTIONS



### DISPLAY OPTION

- The **Display Option** presents the data ( $W/cm^2$ ,  $J/cm^2$  & low resolution irradiance profile) on the display
- Single button operation for ease of use on a production line



### PROFILER OPTION

- The **Profiler Option** transfers the data including the irradiance profile to a computer
- EIT's UV PowerView Software® III allows for further analysis, comparison and evaluation.

# UVICURE<sup>®</sup> PLUS II PROFILER & UV POWER PUCK<sup>®</sup> II PROFILER

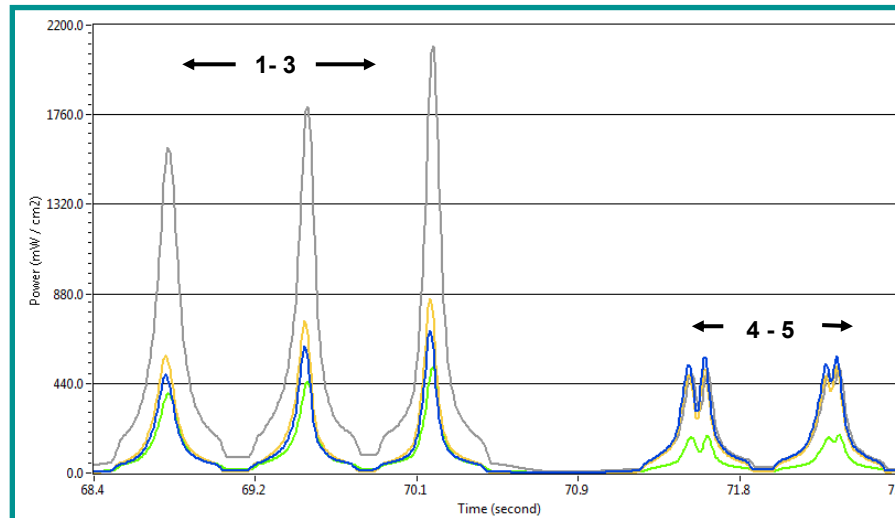
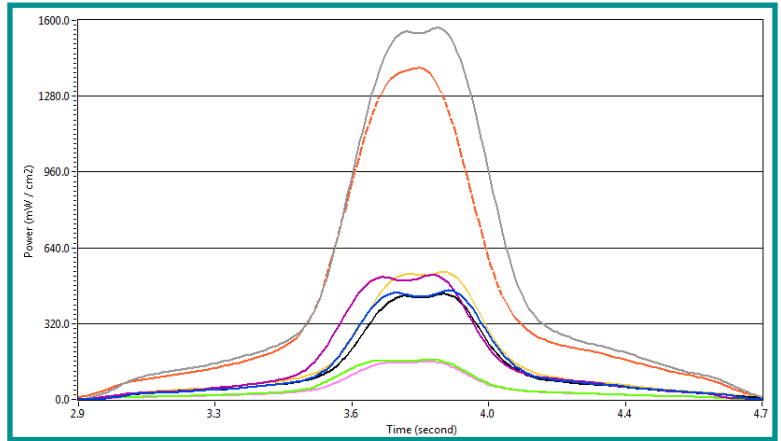
Profiler versions of the UviCure Plus II or UV Power Puck II operate in the same manner as Standard units, The Profiler function allows the transfer of the numerical (irradiance, energy density) values **and** the irradiance profile (Watts as a function of time) to a computer via a USB port for analysis with the EIT UV PowerView Software<sup>®</sup> III Program.

## Puck Profiler Instrument Features:

- Profiler data collected at an effective sample rate of 128 Hz (samples/second)
- Display data collected at a user adjustable effective sample rate of 25, 128 or 2048 Hz (samples/second)
- Memory supports data collection of over 100 minutes

## EIT Profiler units quickly and easily identify:

- The number of lamps and individual lamp performance
- Lamp focus conditions and changes to the focus
- The bulb type (Four band Power Puck II Profilers)
- Uniformity of UV across bulb length changes over time with the comparison to stored files
- Process speed and/or exposure time variations
- Maintenance needs before they impact product quality



## Five Production Line UV Stations

### Lamps 1-3

- Different output values
- Focused lamps
- Mercury-Gallium bulbs

### Lamps 4-5

- Similar output values
- Non-focused lamps based on the "twin peaks" for each bulb
- Mercury bulbs

Data can be arranged by parameter (shown) or bandwidth

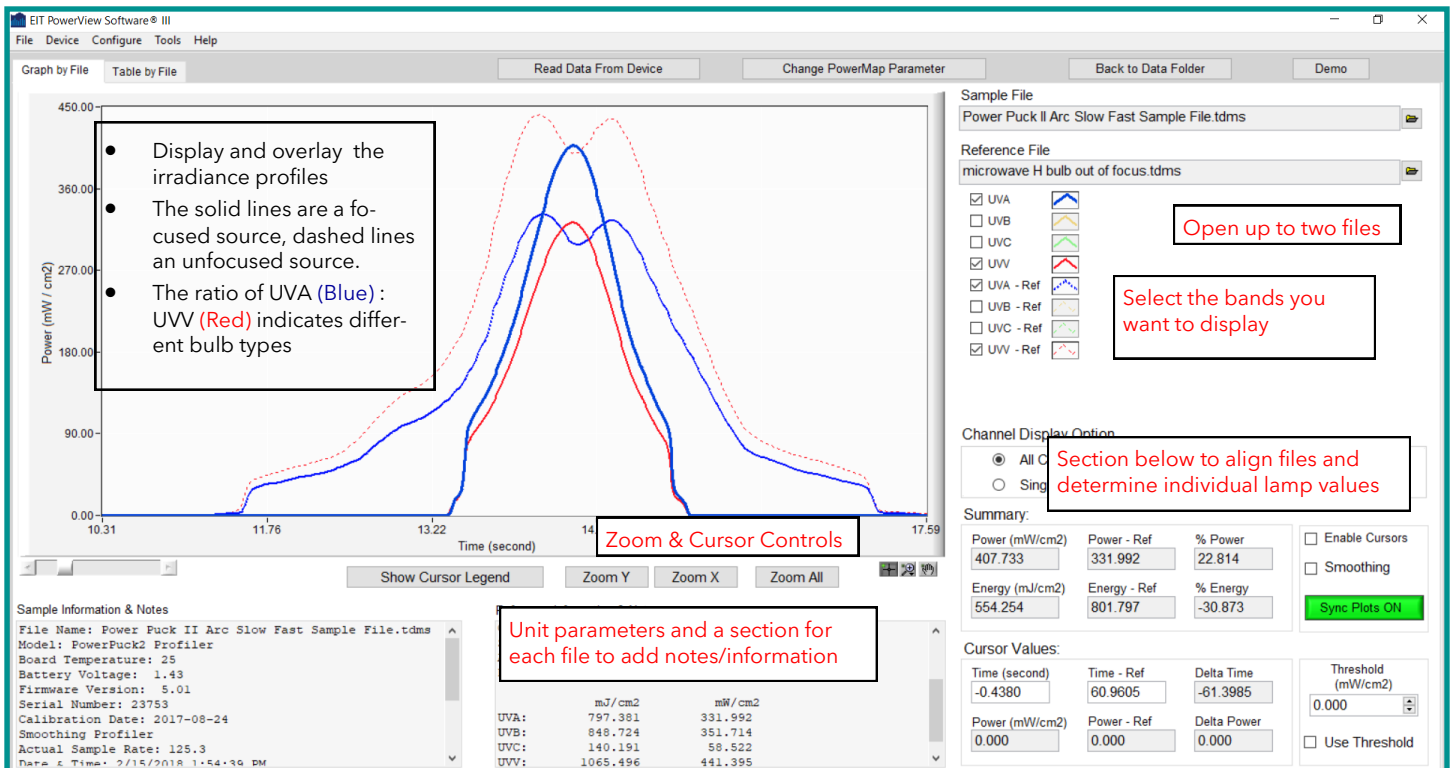
Summary By Table				
	Sample File	Reference File	Difference	%
UVA- Power (mW/cm2)	783.022	757.650	25.373	3.3
UVB- Power (mW/cm2)	746.388	717.678	28.710	4.0
UVC- Power (mW/cm2)	265.007	258.229	6.778	2.6
UVV- Power (mW/cm2)	1568.759	1397.594	171.166	12.2
UVA- Energy (mJ/cm2)	531.358	545.403	-14.045	-2.6
UVB- Energy (mJ/cm2)	546.772	578.197	-31.425	-5.4
UVC- Energy (mJ/cm2)	192.437	183.632	8.805	4.8
UVV- Energy (mJ/cm2)	1104.121	984.782	119.339	12.1
Enable cursors	ON			
Time	-0.02			
Time - Ref	11.13			

# EIT UV POWERVIEW SOFTWARE® III

## UV PowerView Software® III:

- Works with all EIT Profiling radiometers including the UviCure Plus II/Power Puck II Profilers, PowerMAP II, LEDCure Profiler and LEDMAP
- Allows you to track a single source or production line under different process conditions or over time
- Allows for evaluation and comparison of two different source types
- Provides a section to add information and notes to each file
- Easily transfers profiles and tables into reports & programs, export the .tdms file into Excel

## PowerView Software III Graph by File Screen



## Dynamic (Operating) Ranges

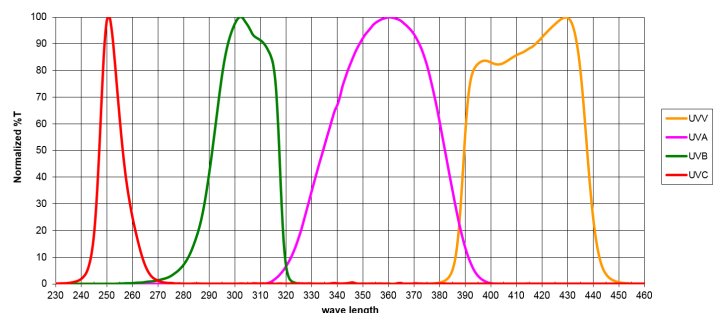
There are three dynamic ranges available that are selected at the time of order.

- The standard range (10 Watt) works well for high power curing applications
- The mid-range (1 Watt) works well with low power arc lamps and in applications with lamps that are non focused or away from the cure surface
- The low range (100 mW) works well in exposure systems and applications with low power lamps

## EIT Bands

- EIT Puck Instruments are available with UVA (320-390nm), UVB (280-320nm), UVC (250-260nm) and/or UVV (395-445nm)
- The UV Power Puck II is available only with all **four** EIT bands, the UVICURE Plus II is available in any **one** EIT band, selected at the time of order

UVA, UVB, UVC, UVV Transmission scan



## Product Specifications

<b>Display</b>	Easy to Read, Yellow Text on Black Background
<b>Suggested Operating Ranges</b>	Standard High Range: UVA, UVB, UVV- 100mW/cm <sup>2</sup> to 10W/cm <sup>2</sup> / UVC - 10mW/cm <sup>2</sup> to 1W/cm <sup>2</sup> Mid-Range: UVA, UVB, UVV-10mW/cm <sup>2</sup> to 1W/cm <sup>2</sup> / UVC-1mW/cm <sup>2</sup> to 100mW /cm <sup>2</sup> Low Power: UVA, UVB, UVV- 1mW/cm <sup>2</sup> to 100mW/cm <sup>2</sup> / UVC -1mw/cm <sup>2</sup> to 100mW/cm <sup>2</sup>  The suggested Operating Ranges are where the instrument performs best. Units will “turn on” and display data at irradiance values much lower than the suggested Operating Ranges.
<b>Accuracy</b>	+/- 10%; +/- 5% typical plus ±0.2% of full scale Typical +/- 5% or better
<b>Calibration</b>	Supplied with NIST traceable calibration certificate
<b>Spectral Ranges (UV Power Puck® II)</b>	Four channel monitoring of UVA (320-390 nm), UVB (280-320nm) , UVC (250-260nm) and UVV (395-445nm)
<b>Spectral Ranges (UVICURE® Plus II)</b>	One channel monitoring of UVA (320-390 nm), UVB (280-320nm) , UVC (250-260nm) or UVV (395-445nm) , selected at the time of purchase
<b>Spatial Response</b>	Approximately cosine, “Lambertian”
<b>Operating Temperature</b>	0-75°C Internal temperature; tolerates high external temperatures for short periods (audible alarm indicates when temperature has exceeded tolerance)
<b>Smooth Modes</b>	Smooth ON: Effective Sample rate of 25 samples/second Smooth PROFILER: Effective Sample rate of 128 samples/second Smooth OFF: Effective Sample rate of 2048 samples/second
<b>Sample Rate for Profiling</b>	Profiler instruments use a fixed sample rate of 128 samples/second for profiling. For best matching between instrument display and UV PowerView Software® III values, use Smooth PROFILE mode
<b>Memory Capacity For Profiling</b>	The memory capacity of the Power Puck® II and UVICURE® Plus II Profilers in Profiler Mode is sufficient to collect data for >100 minutes
<b>UV PowerView Software® III</b>	National Instruments LabVIEW based programming designed for Windows 7-10. Collected data is stored in LabVIEW based *.tdms files
<b>Time-Out Period</b>	2 minutes DISPLAY mode (no key activity)
<b>Battery/Battery Life</b>	Two user-replaceable AAA Alkaline Cells/Approximately 20 hours with display on
<b>Dimensions</b>	4.60 x 0.50 inches; 117 mm x 12.7 mm (D x H)
<b>Weight</b>	10.1 ounces (289 grams)
<b>Instrument Materials</b>	Aluminum, stainless steel
<b>Carrying Case Material/Weight</b>	Cut polyurethane interior, scuff resistant nylon exterior cover/9 ounces (260 grams)
<b>Carrying Case Dimensions</b>	10.75 x 3.5 x 7.75 inches; 274 x 89 x 197 mm (W x H x D)

This equipment is in conformity with the following standards and therefore bears CE marking: IEC 61326-1:2005, EN55011: 1998, EN61000-4-2: 1995, A1: 1998, A2: 2001; EN 61000-4-3: 2002, A1: 2002, following the provisions of the applicable directives: 98/34/EEC and amendments, 89/336/EEC and amendments.



### ABOUT EIT2.0 LLC

EIT2.0 LLC was formed in 2022 under the same ownership and key management team to focus and accelerate the development of EIT's proprietary UV measurement products. Originally established in 1977, EIT has provided engineering & contract electronic manufacturing services (EMS) for medical, industrial, analytical instrument, telecommunications and aerospace customers. EIT's UV measurement products which include radiometers and on-line measurement systems have been sold worldwide since 1986. Over 100,000 EIT products have been sold to measure LED, broadband and UV germicidal sources.

Distributeur officiel :  
Distributed by :



**Fast Drying Systems (FDS) SA**

+41 (0) 22 788 84 88  
+33 (0) 458 00 10 07

[contact@uv-industrie.com](mailto:contact@uv-industrie.com)

[www.uv-industrie.com](http://www.uv-industrie.com)

*EIT Products are designed and manufactured in the USA.  
Product Specifications Subject to Change without Notice*

**PUCK PROFILER SAL-B1002 Rev 01.02 March 2024**